



# Web Server Statistics for Radiochemistry Society

Program started on Fri, Mar 02 2012 at 10:17 AM.

Analyzed requests from Tue, Jan 31 2012 at 7:31 AM to Wed, Feb 29 2012 at 6:29 AM (28.96 days).

## General Summary

*This report contains overall statistics.*

Figures in parentheses refer to the 7-day period ending Mar 02 2012 at 10:17 AM.

**Successful requests:** 1,241 (147)

**Average successful requests per day:** 42 (20)

**Successful requests for pages:** 526 (69)

**Average successful requests for pages per day:** 18 (9)

**Failed requests:** 119 (0)

**Distinct files requested:** 16 (16)

**Distinct hosts served:** 268 (50)

**Data transferred:** 6.68 megabytes (831.86 kilobytes)

**Average data transferred per day:** 236.27 kilobytes (118.84 kilobytes)

## Monthly Report

*This report lists the activity in each month.*

Each unit (■) represents 20 requests for pages or part thereof.

month	#pages	#reqs	Mbytes
Jan 2012	21	60	0.34
Feb 2012	505	1181	6.34

Busiest month: Feb 2012 (505 requests for pages).

## Weekly Report

*This report lists the activity in each week.*

Each unit (■) represents 5 requests for pages or part thereof.

week beg.	#pages	#reqs	Mbytes
Jan/29/12	99	280	1.49
Feb/ 5/12	138	305	1.61
Feb/12/12	129	336	1.79
Feb/19/12	113	230	1.28
Feb/26/12	47	90	0.51

Busiest week: week beginning Feb/ 5/12 (138 requests for pages).



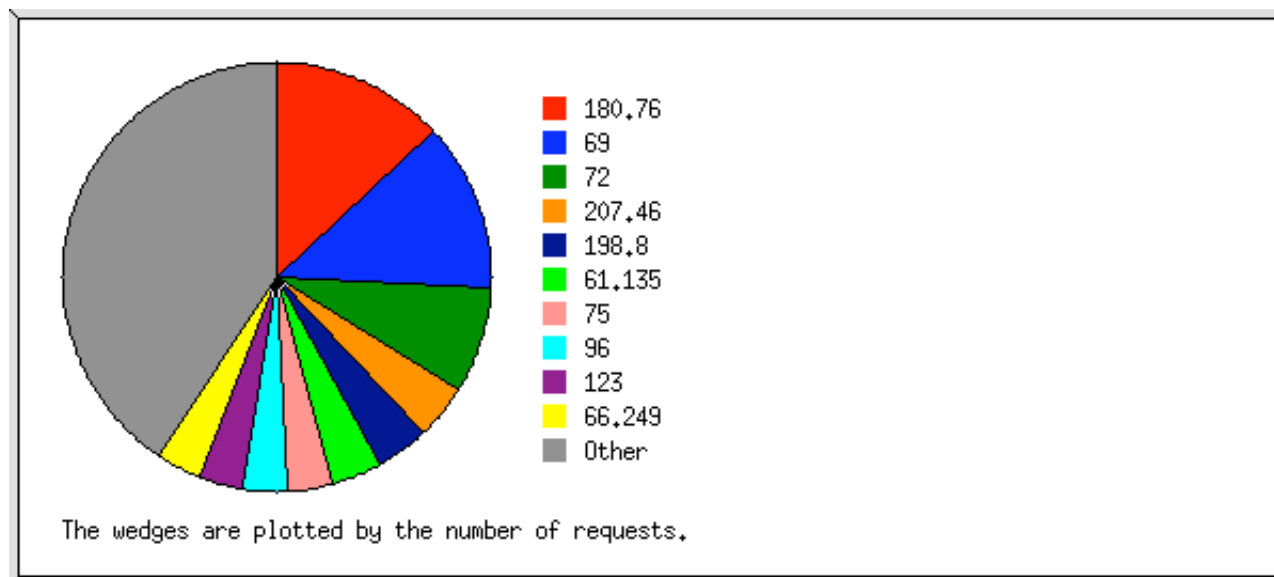
This report lists the countries of the computers which requested files.

Listing domains, sorted by the amount of traffic.

#pages	%pages	#reqs	%reqs	Mbytes	%bytes	domain
526	100%	1241	100%	6.68	100%	[unresolved numerical addresses]

## Organization Report

This report lists the organizations of the computers which requested files.

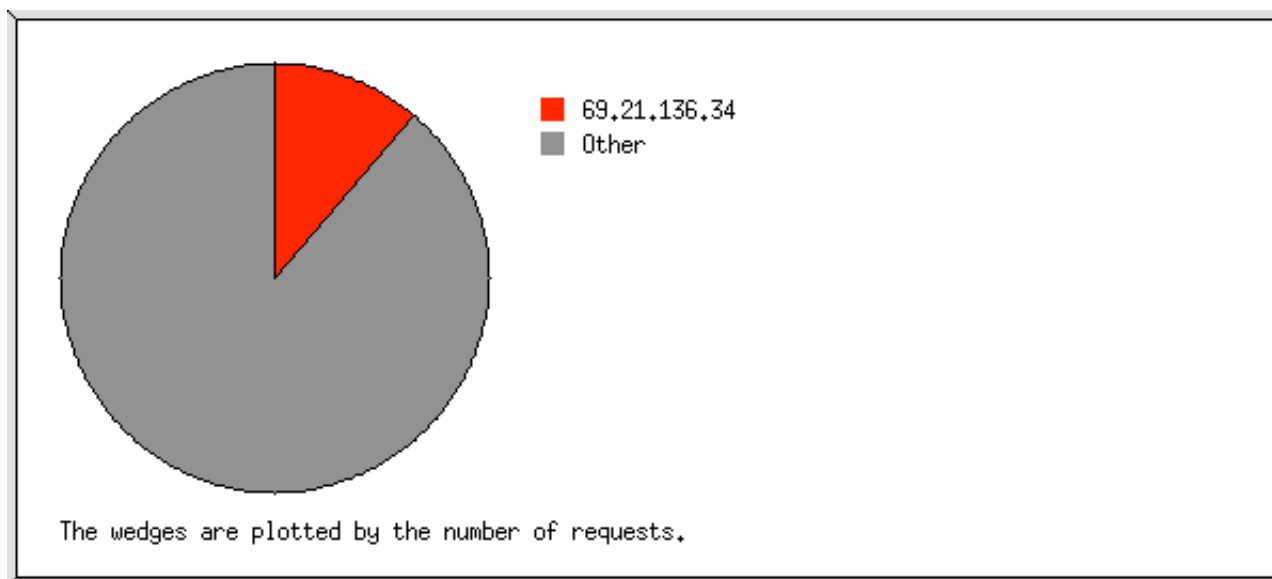


Listing the top 20 organizations by the number of requests, sorted by the number of requests.

#pages	%pages	#reqs	%reqs	Mbytes	%bytes	organization
164	31.18%	164	13.22%	1.42	21.22%	180.76
17	3.23%	157	12.65%	0.79	11.85%	69
7	1.33%	99	7.98%	0.49	7.28%	72
50	9.51%	51	4.11%	0.26	3.92%	207.46
7	1.33%	49	3.95%	0.26	3.89%	198.8
48	9.13%	48	3.87%	0.41	6.06%	61.135
3	0.57%	42	3.38%	0.20	3.03%	75
3	0.57%	42	3.38%	0.20	3.03%	96
41	7.79%	41	3.30%	0.07	1.12%	123
40	7.60%	41	3.30%	0.16	2.41%	66.249
3	0.57%	30	2.42%	0.15	2.17%	74
2	0.38%	28	2.26%	0.14	2.02%	2
1	0.19%	27	2.18%	0.07	1.01%	128.219
1	0.19%	22	1.77%	0.08	1.25%	38
2	0.38%	22	1.77%	0.13	1.88%	67.142
17	3.23%	17	1.37%	0.05	0.70%	65.52
1	0.19%	15	1.21%	0.07	1.02%	70
2	0.38%	15	1.21%	0.08	1.15%	174.69
1	0.19%	15	1.21%	0.07	1.02%	41
1	0.19%	15	1.21%	0.07	1.02%	180.149
115	21.86%	301	24.25%	1.53	22.95%	[not listed: 36 organizations]

## Host Report

This report lists the computers which requested files.

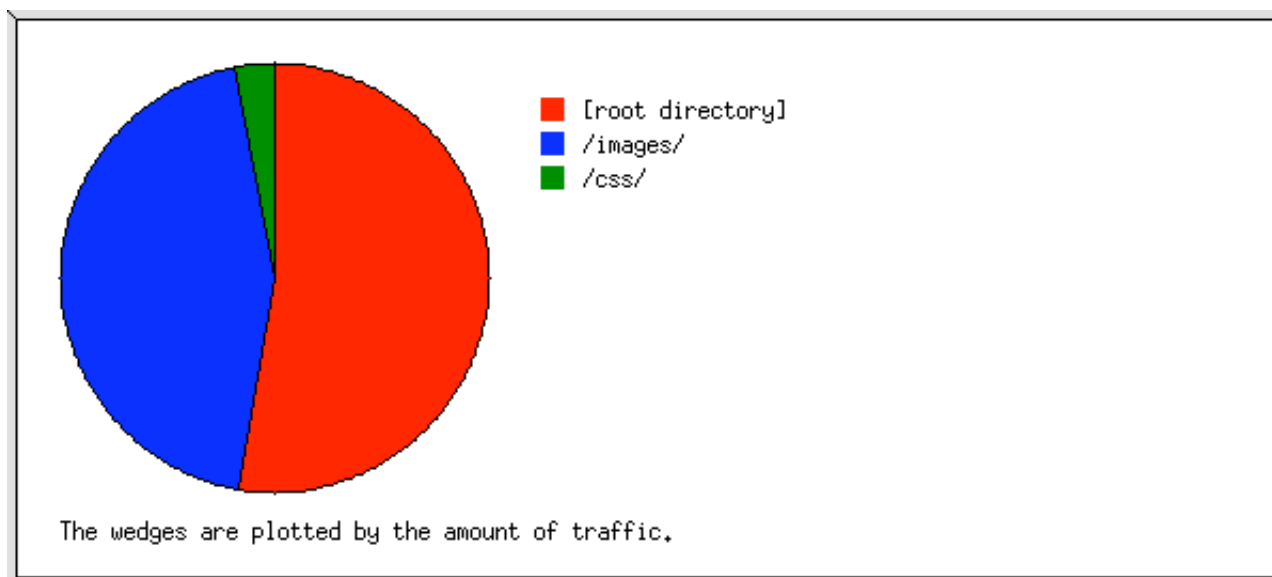


Listing hosts with at least 100 requests, sorted alphabetically.

#pages	%pages	#reqs	%reqs	Mbytes	%bytes	host
15	2.85%	142	11.44%	0.71	10.70%	69.21.136.34
511	97.15%	1099	88.56%	5.97	89.30%	[not listed: 267 hosts]

## Directory Report

This report lists the directories from which files were requested. (The figures for each directory include all of its subdirectories.)



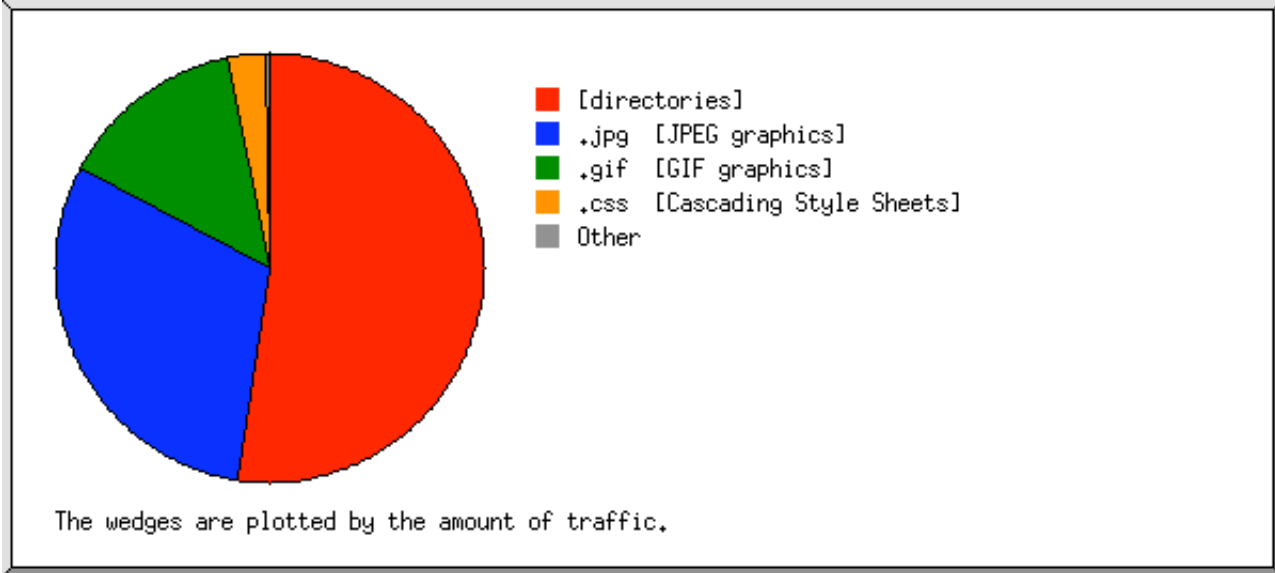
Listing directories with at least 0.01% of the traffic, sorted by the amount of traffic.

#pages	%pages	#reqs	%reqs	Mbytes	%bytes	directory
--------	--------	-------	-------	--------	--------	-----------

526	100%	537	43.27%	3.51	52.57%	[root directory]
0		649	52.30%	2.97	44.51%	/images/
0		55	4.43%	0.20	2.92%	/css/

## File Type Report

This report lists the extensions of files.

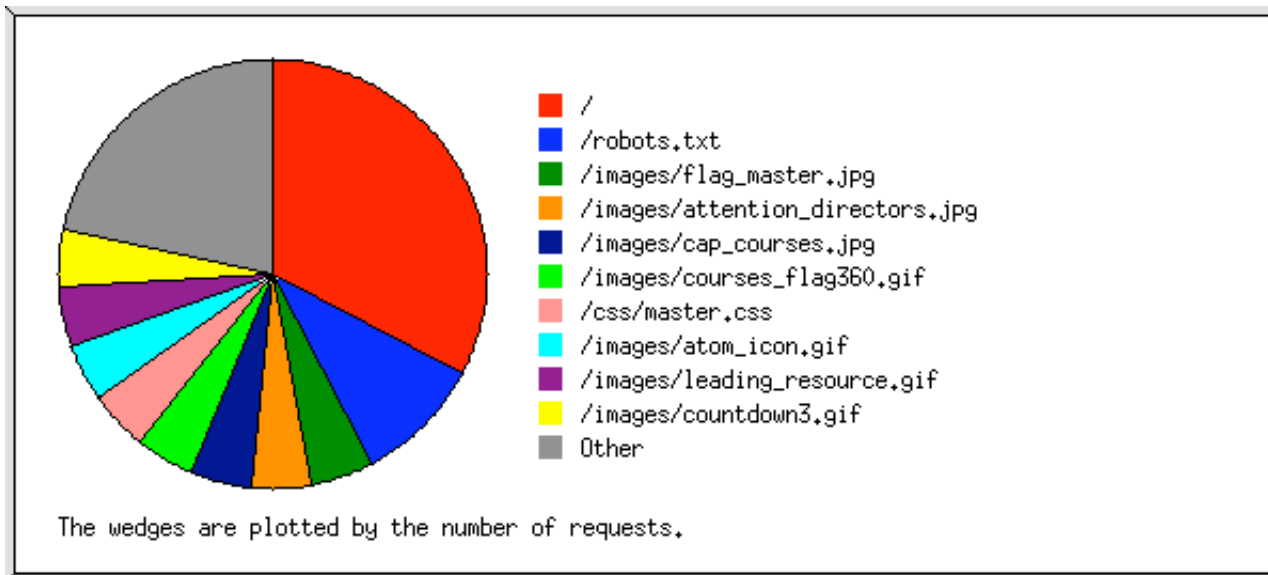


Listing extensions with at least 0.1% of the traffic, sorted by the amount of traffic.

#reqs	%reqs	Mbytes	%bytes	extension
405	32.63%	3.50	52.34%	[directories]
221	17.81%	2.02	30.31%	.jpg [JPEG graphics]
428	34.49%	0.95	14.20%	.gif [GIF graphics]
55	4.43%	0.20	2.92%	.css [Cascading Style Sheets]
11	0.89%	0.01	0.14%	.ico
121	9.75%	0.01	0.09%	[not listed: 1 extension]

## Request Report

This report lists the files on the site.

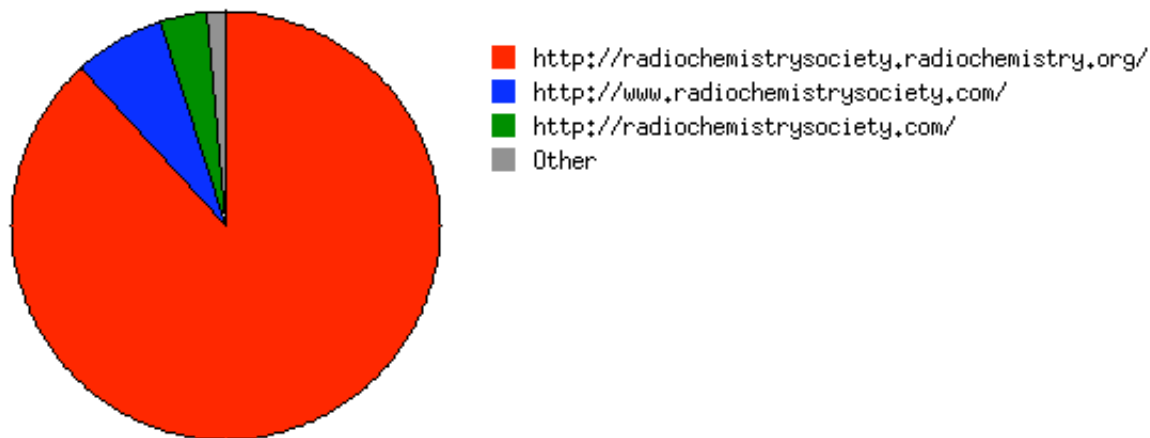


Listing files with at least 20 requests, sorted by the number of requests.

#reqs	%reqs	Mbytes	%bytes	last time	file
405	32.63%	3.50	52.34%	Feb/29/12 6:29 AM	/
121	9.75%	0.01	0.09%	Feb/29/12 6:29 AM	/robots.txt
57	4.59%	0.93	13.89%	Feb/28/12 8:32 AM	/images/flag_master.jpg
57	4.59%	0.54	8.09%	Feb/28/12 8:32 AM	/images/attention_directors.jpg
56	4.51%	0.18	2.75%	Feb/27/12 3:49 PM	/images/cap_courses.jpg
56	4.51%	0.22	3.24%	Feb/28/12 8:32 AM	/images/courses_flag360.gif
55	4.43%	0.20	2.92%	Feb/28/12 10:22 PM	/css/master.css
55	4.43%	0.03	0.46%	Feb/27/12 3:49 PM	/images/atom_icon.gif
55	4.43%	0.37	5.49%	Feb/28/12 8:32 AM	/images/leading_resource.gif
54	4.35%	0.17	2.53%	Feb/27/12 3:49 PM	/images/countdown3.gif
54	4.35%	0.00	0.05%	Feb/27/12 3:49 PM	/images/arrows_r3.gif
53	4.27%	0.13	1.97%	Feb/27/12 3:49 PM	/images/groups_butn270.gif
52	4.19%	0.03	0.40%	Feb/27/12 3:49 PM	/images/questions.gif
51	4.11%	0.37	5.58%	Feb/28/12 8:32 AM	/images/bkg_atom.jpg
49	3.95%	0.00	0.06%	Feb/27/12 3:49 PM	/images/footer_line.gif
11	0.89%	0.01	0.14%	Feb/26/12 3:15 PM	[not listed: 1 file]

## Referrer Report

*This report lists the referrers (where people followed links from, or pages which included this site's images).*



The wedges are plotted by the number of requests.

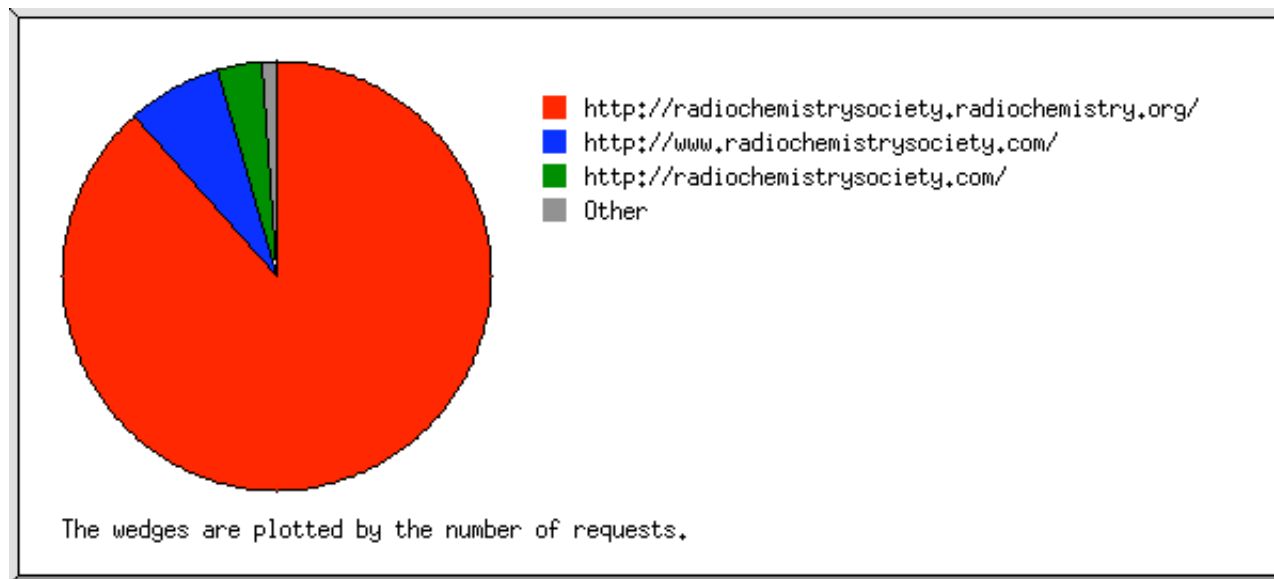
Listing referring URLs with at least 20 requests, sorted by the number of requests.

#reqs	%reqs	URL
633	88.16%	<a href="http://radiochemistrysociety.radiochemistry.org/">http://radiochemistrysociety.radiochemistry.org/</a>
27	3.76%	<a href="http://radiochemistrysociety.radiochemistry.org/?gclid=CO7B&gt;IfY_a0CFS6FQAod8jcetQ">http://radiochemistrysociety.radiochemistry.org/?gclid=CO7B&gt;IfY_a0CFS6FQAod8jcetQ</a>
13	1.81%	<a href="http://radiochemistrysociety.radiochemistry.org/?gclid=COai267yj64CFQpV7Aod4DG4iQ">http://radiochemistrysociety.radiochemistry.org/?gclid=COai267yj64CFQpV7Aod4DG4iQ</a>
13	1.81%	<a href="http://radiochemistrysociety.radiochemistry.org/?gclid=CMmIzs-jma4CFUTrKgodtScGLQ">http://radiochemistrysociety.radiochemistry.org/?gclid=CMmIzs-jma4CFUTrKgodtScGLQ</a>
13	1.81%	<a href="http://radiochemistrysociety.radiochemistry.org/?gclid=CJvC9dysg64CFS6CtgodYWkj4g">http://radiochemistrysociety.radiochemistry.org/?gclid=CJvC9dysg64CFS6CtgodYWkj4g</a>
13	1.81%	<a href="http://radiochemistrysociety.radiochemistry.org/?gclid=CNDc3viFqa4CFQpV7Aodji8RUQ">http://radiochemistrysociety.radiochemistry.org/?gclid=CNDc3viFqa4CFQpV7Aodji8RUQ</a>
13	1.81%	<a href="http://radiochemistrysociety.radiochemistry.org/?gclid=CJqim9u3gK4CFRBT7AodaUU04A">http://radiochemistrysociety.radiochemistry.org/?gclid=CJqim9u3gK4CFRBT7AodaUU04A</a>
13	1.81%	<a href="http://radiochemistrysociety.radiochemistry.org/?gclid=CP--yu_jqq4CFUFN4AodaGPVRw">http://radiochemistrysociety.radiochemistry.org/?gclid=CP--yu_jqq4CFUFN4AodaGPVRw</a>
13	1.81%	<a href="http://radiochemistrysociety.radiochemistry.org/?gclid=CLGenviDv64CFeQQNAodqkjsfw">http://radiochemistrysociety.radiochemistry.org/?gclid=CLGenviDv64CFeQQNAodqkjsfw</a>
13	1.81%	<a href="http://radiochemistrysociety.radiochemistry.org/?gclid=CM3y25yfqK4CFcIDtgodVCviSQ">http://radiochemistrysociety.radiochemistry.org/?gclid=CM3y25yfqK4CFcIDtgodVCviSQ</a>
13	1.81%	<a href="http://radiochemistrysociety.radiochemistry.org/?gclid=COSaqJr_pa4CFdOA7QodPTM4PQ">http://radiochemistrysociety.radiochemistry.org/?gclid=COSaqJr_pa4CFdOA7QodPTM4PQ</a>
13	1.81%	<a href="http://radiochemistrysociety.radiochemistry.org/?gclid=CKbu4oCTja4CFaYAQAod5BjYdQ">http://radiochemistrysociety.radiochemistry.org/?gclid=CKbu4oCTja4CFaYAQAod5BjYdQ</a>
13	1.81%	<a href="http://radiochemistrysociety.radiochemistry.org/?gclid=CKXg2Zvg_a0CFShjTAodFETCjQ">http://radiochemistrysociety.radiochemistry.org/?gclid=CKXg2Zvg_a0CFShjTAodFETCjQ</a>
13	1.81%	<a href="http://radiochemistrysociety.radiochemistry.org/?gclid=CNm4sfqhgg4CFRBT7AodaUU04A">http://radiochemistrysociety.radiochemistry.org/?gclid=CNm4sfqhgg4CFRBT7AodaUU04A</a>
13	1.81%	<a href="http://radiochemistrysociety.radiochemistry.org/?gclid=CJqFpM_Akq4CFQpV7AodKHGCMw">http://radiochemistrysociety.radiochemistry.org/?gclid=CJqFpM_Akq4CFQpV7AodKHGCMw</a>
13	1.81%	<a href="http://radiochemistrysociety.radiochemistry.org/?gclid=COGGloDmmK4CFYeK4AodC34_Lw">http://radiochemistrysociety.radiochemistry.org/?gclid=COGGloDmmK4CFYeK4AodC34_Lw</a>
13	1.81%	<a href="http://radiochemistrysociety.radiochemistry.org/?gclid=CJzsvYLpj64CFeIQNAodrBsjsw">http://radiochemistrysociety.radiochemistry.org/?gclid=CJzsvYLpj64CFeIQNAodrBsjsw</a>

13	1.81%	<a href="http://radiochemistrysociety.radiochemistry.org/?gclid=CN-75NLcia4CFWYTNAodRhLB2Q">http://radiochemistrysociety.radiochemistry.org/?gclid=CN-75NLcia4CFWYTNAodRhLB2Q</a>
50	6.96%	<a href="http://www.radiochemistrysociety.com/">http://www.radiochemistrysociety.com/</a>
25	3.48%	<a href="http://radiochemistrysociety.com/">http://radiochemistrysociety.com/</a>
10	1.39%	[not listed: 8 URLs]

## Referring Site Report

*This report lists which servers people followed links from.*



Listing referring sites, sorted by the number of requests.

<u>#reqs</u>	<u>site</u>
635	<a href="http://radiochemistrysociety.radiochemistry.org/">http://radiochemistrysociety.radiochemistry.org/</a>
51	<a href="http://www.radiochemistrysociety.com/">http://www.radiochemistrysociety.com/</a>
25	<a href="http://radiochemistrysociety.com/">http://radiochemistrysociety.com/</a>
2	<a href="http://search.yahoo.com/">http://search.yahoo.com/</a>
1	<a href="http://us.nc.yhs.search.yahoo.com/">http://us.nc.yhs.search.yahoo.com/</a>
1	<a href="http://www.bing.com/">http://www.bing.com/</a>
1	<a href="http://isearch.babylon.com/">http://isearch.babylon.com/</a>
1	<a href="http://start.facemoods.com/">http://start.facemoods.com/</a>
1	<a href="http://www.netcraft.com/">http://www.netcraft.com/</a>

## Search Word Report

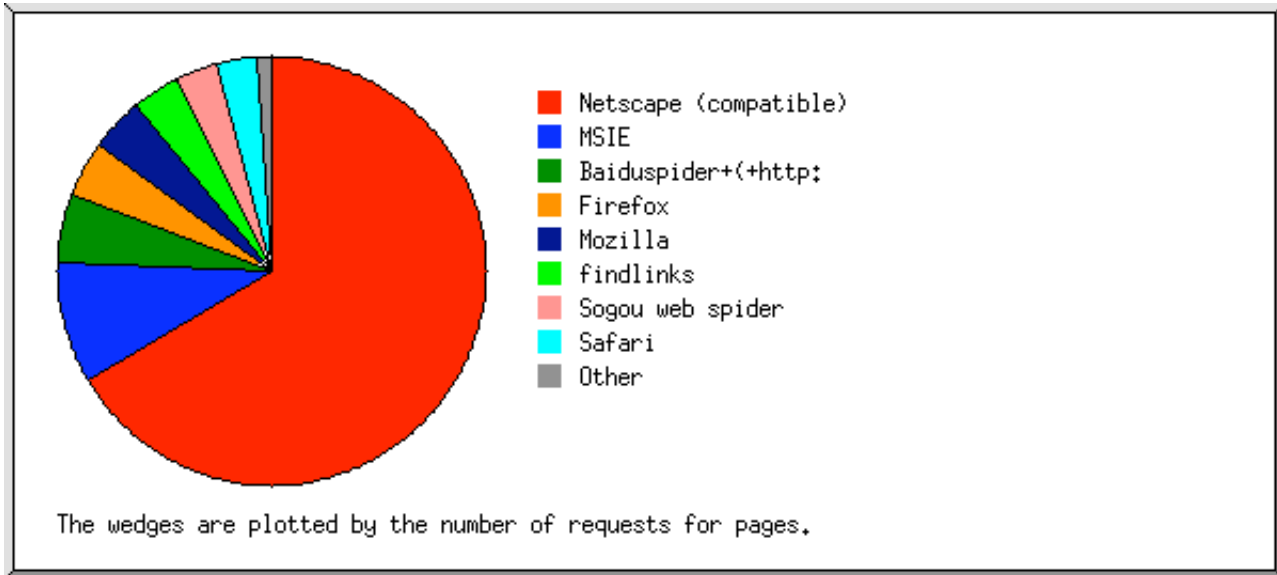
*This report lists which words people used in search engines to find the site.*

Listing query words, sorted by the number of requests.

<u>#reqs</u>	<u>search term</u>
1	radiochemistry

## Browser Summary

This report lists the vendors of visitors' browsers.

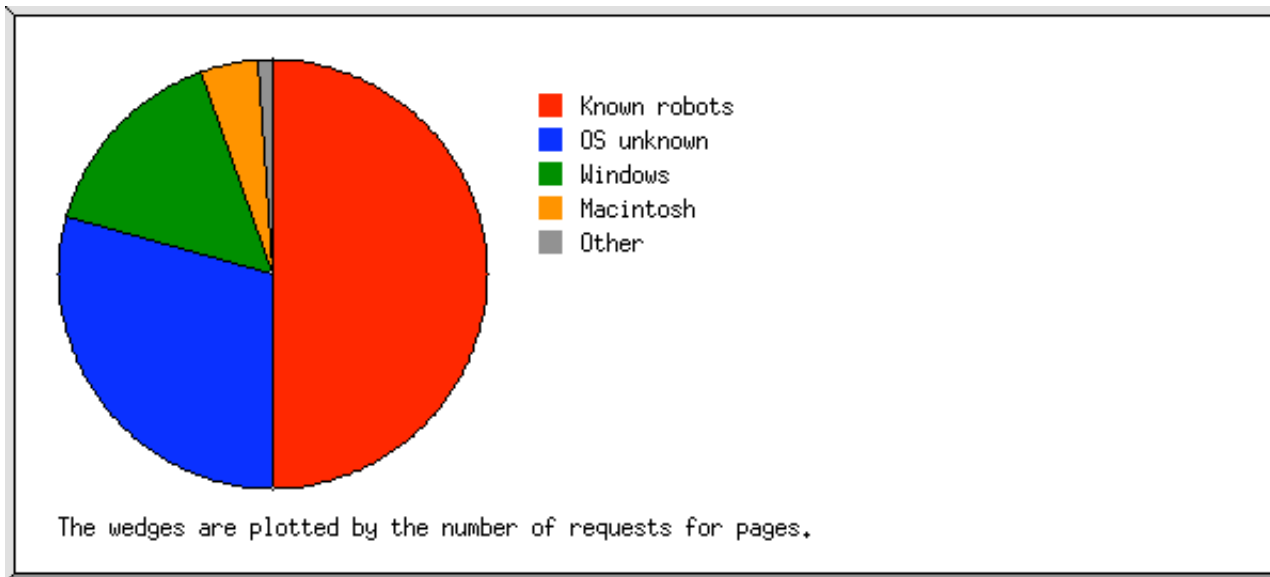


Listing browsers with at least 1 request for a page, sorted by the number of requests for pages.

#pages	%pages	#reqs	%reqs	Mbytes	%bytes	browser
341	66.47%	381	31.03%	2.57	38.43%	Netscape (compatible)
47	9.16%	289	23.53%	1.42	21.22%	MSIE
17	3.31%	80	6.51%	0.44	6.63%	MSIE/7
13	2.53%	127	10.34%	0.53	7.88%	MSIE/8
10	1.95%	10	0.81%	0.09	1.38%	MSIE/6
26	5.07%	26	2.12%	0.00	0.02%	Baiduspider+(+http:
26	5.07%	26	2.12%	0.00	0.02%	Baiduspider+(+http://www
22	4.29%	243	19.79%	1.19	17.82%	Firefox
14	2.73%	128	10.42%	0.65	9.69%	Firefox/10
21	4.09%	21	1.71%	0.19	2.89%	Mozilla
18	3.51%	18	1.47%	0.09	1.38%	findlinks
18	3.51%	18	1.47%	0.09	1.38%	findlinks/2
17	3.31%	17	1.38%	0.07	1.10%	Sogou web spider
17	3.31%	17	1.38%	0.07	1.10%	Sogou web spider/4
16	3.12%	173	14.09%	0.85	12.73%	Safari
3	0.58%	43	3.50%	0.22	3.24%	AdsBot-Google (+http:
1	0.19%	15	1.22%	0.07	1.02%	BlackBerry9630
1	0.19%	2	0.16%	0.01	0.15%	YahooCacheSystem

## Operating System Report

This report lists the operating systems used by visitors.



Listing operating systems with at least 5 requests for pages, sorted by the number of requests for pages.

#reqs	#pages	OS
256	256	Known robots
246	151	OS unknown
453	78	Windows
293	40	<i>Unknown Windows</i>
156	34	<i>Windows XP</i>
3	3	<i>Windows 2000</i>
1	1	<i>Windows 98</i>
228	23	Macintosh
45	5	Unix
45	5	<i>Linux</i>

This analysis was produced by analog 6.0.

**Running time:** Less than 1 second.